





Base Modules for Power Input

Housing	Part Number	Description
<b>Three Terminal Power Base</b> 	BL20-P3T-SBB	Tension Clamp Connection
	BL20-P3S-SBB	Screw Terminal Connection
<b>Three Terminal Power Base with Gateway Feed</b> 	BL20-P3T-SBB-B	Tension Clamp Connection
	BL20-P3S-SBB-B	Screw Terminal Connection
<b>Four Terminal Power Base with C-Connection</b> 	BL20-P4T-SBBC	Tension Clamp Connection
	BL20-P4S-SBBC	Screw Terminal Connection
<b>Four Terminal Power Base with C-Connection and Gateway Feed</b> 	BL20-P4T-SBBC-B	Tension Clamp Connection
	BL20-P4S-SBBC-B	Screw Terminal Connection